


# **Student Academic semester fee submission through Samarth portal**

## **Steps involved for the submission of semester fee:**

1. Login onto Samarth student portal ([cusb.samarth.edu.in](http://cusb.samarth.edu.in))
2. Click on fee option
3. Verify fee details
4. Submit through SBI collect
5. Provide payment reference number
6. Submission

# 1. Login onto Samarth student portal(cusb.samarth.edu.in)

Log in to your account using Enrollment no. and password



**Student Portal**


### Sign In

Username

Username cannot be blank.

Password

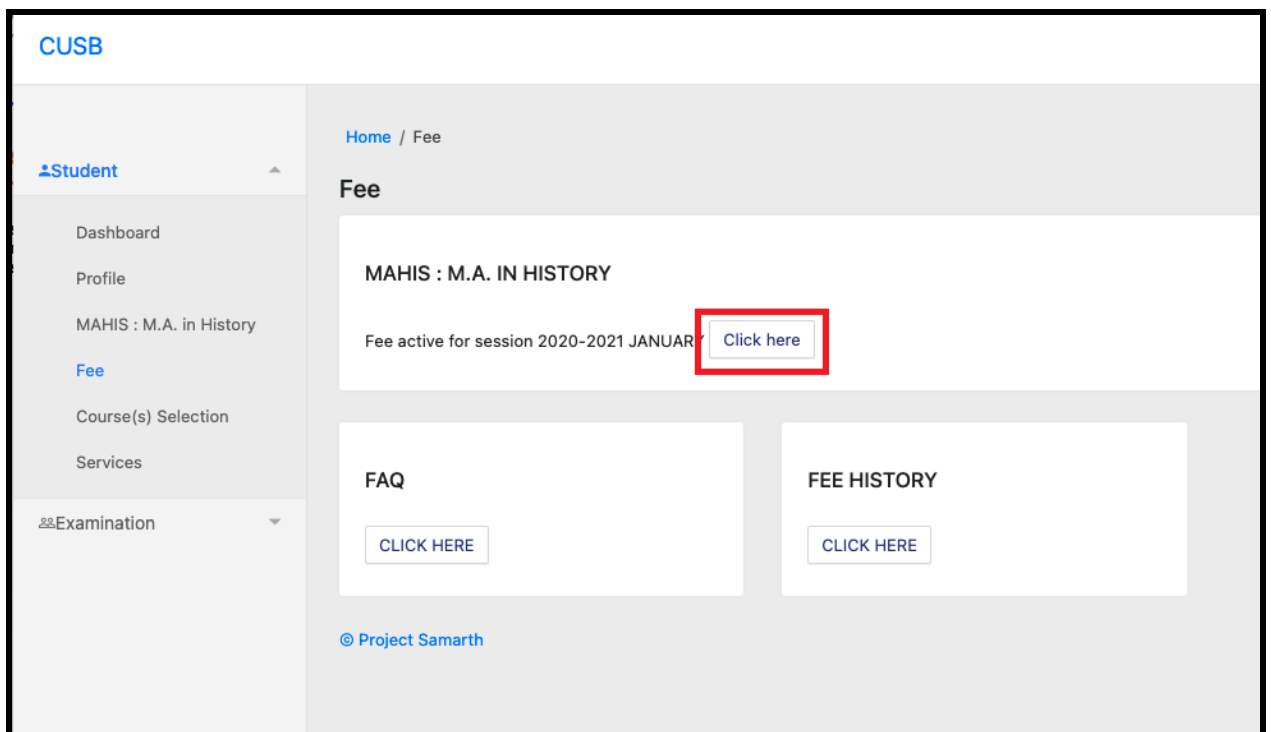
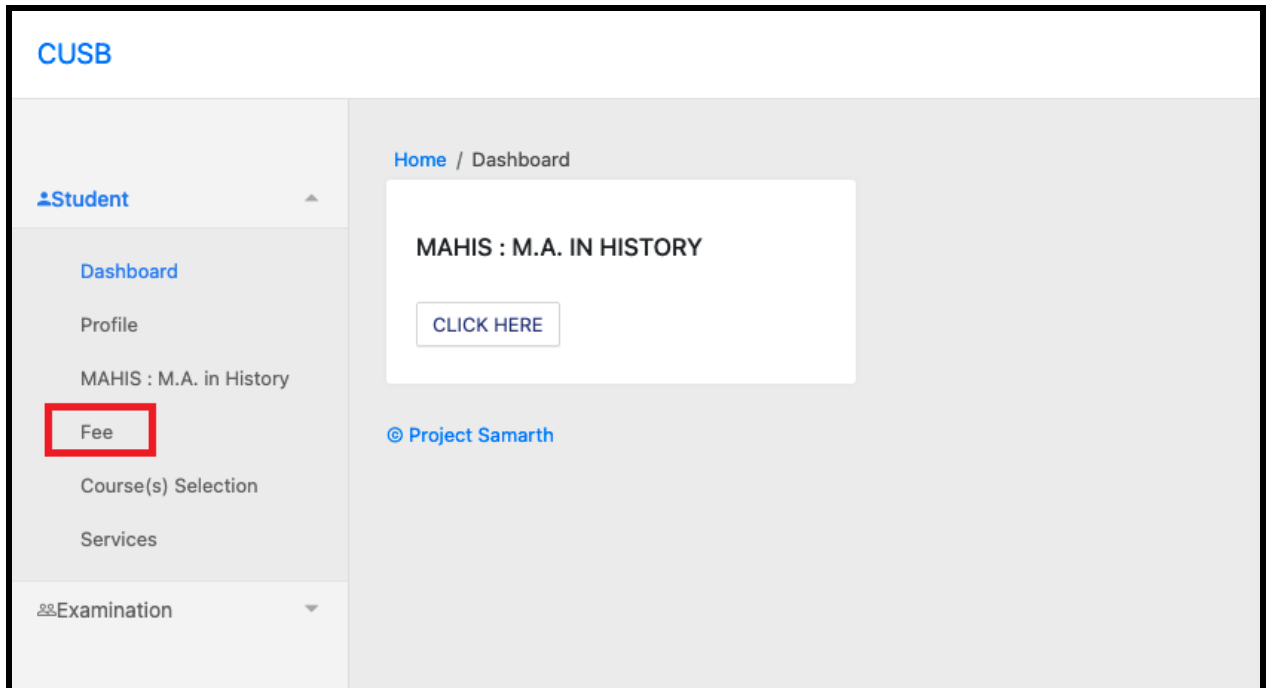
Captcha Verification ( Click on the text to change )



[Login](#)

[New Registration](#) [Reset Password](#)

## 2. Click on fee option



### 3. Verify fee details

[Home](#) / [Fee](#) / Fee for MAHIS : M.A. in History

#### Fee for MAHIS : M.A. in History

<b>Name</b>		<b>Enrolment Number</b>		<b>Organizational unit (Department)</b>	: Department of Historical Studies and Archaeology
<b>Level</b>	MASTER	<b>Program Type</b>	DEGREE	<b>Delivery Mode</b>	Face to face
<b>Admission (Year-Cycle)</b>	2020-JULY	<b>Roll Number</b>	025		
<b>Email</b>		<b>Phone</b>		<b>Fee term : 2 SEMESTER</b>	<b>Fee Session : 2021 JANUARY</b>

#### Fee Details

Fee to be paid	INR 5000.00
Total Amount to be paid	INR 5000.00

#### Payment options

[SBI COLLECT](#)

© Project Samarth

## 4. Submit through SBI collect

[Home](#) / [Fee](#) / Fee for MAHIS : M.A. in History

### Fee for MAHIS : M.A. in History

<b>Name</b>		<b>Enrolment Number</b>		<b>Organizational unit (Department)</b>	: Department of Historical Studies and Archaeology
<b>Level</b>	MASTER	<b>Program Type</b>	DEGREE	<b>Delivery Mode</b>	Face to face
<b>Admission (Year-Cycle)</b>	2020-JULY	<b>Roll Number</b>	025		
<b>Email</b>		<b>Phone</b>		<b>Fee term : 2 SEMESTER</b>	<b>Fee Session : 2021 JANUARY</b>

#### Fee Details

Fee to be paid	INR 5000.00
Total Amount to be paid	INR 5000.00

#### Payment options

**SBI COLLECT**

© Project Samarth

## 5. Provide payment reference number

**Selected payment option**

SBI COLLECT

Steps for making payment through SBI collect

Step 1: Open the State bank collect url <https://www.onlinesbi.com/sbicollect/>

Step 2: Select State of Corporate / Institution : Bihar

Step 3: Type of Corporate / Institution :Educational Institute

Step 4: Select Educational Institutions Name: CENTRAL UNIVERSITY OF SOUTH BIHAR ADMISSION

Step 5: Select applicable Payment Category

Step 6: Make payment

Step 7: After successfull payment enter payment receipt details and submit the below form.

SBCollect Reference Number	Payment Category
<input type="text"/>	<input type="text"/>
Date Of Payment	Amount Paid
Select Date	<input type="text"/>

## 6. Submission

### Selected payment option

SBI COLLECT

Steps for making payment through SBI collect

Step 1: Open the State bank collect url <https://www.onlinesbi.com/sbicollect/>

Step 2: Select State of Corporate / Institution : Bihar

Step 3: Type of Corporate / Institution :Educational Institute

Step 4: Select Educational Institutions Name: CENTRAL UNIVERSITY OF SOUTH BIHAR ADMISSION

Step 5: Select applicable Payment Category

Step 6: Make payment

Step 7: After successfull payment enter payment receipt details and submit the below form.

SBCollect Reference Number	Payment Category
<input type="text"/>	<input type="text"/>
Date Of Payment	Amount Paid
<input type="text" value="Select Date"/>	<input type="text"/>